

INFORM SQ F144-3 84067 W-W

25523 8420 W-W

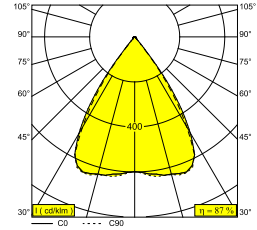
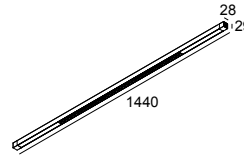
BESCHIKBAAR IN

ZWART-ZWART 25523 8420 B-B

ZWART-GOUD MAT 25523 8420 B-MMAT

WIT-ZWART 25523 8420 W-B

WIT-WIT 25523 8420 W-W



 [Bekijk op website](#)

Algemene info

| | |
|-------------------------------|---|
| LOCATIE | binnen |
| INSTALLATIE | Plafond Opbouw |
| STOF EN WATERDICHTHEID | IP20 |
| GEWICHT (KG) | 1 |
| RICHTBAARHEID | niet richtbaar |
| INFO | 36 x REFLECTOR FL-67° EXCL.LED POWER SUPPLY 300/450mA-DC MELANOPIC LIGHT TECHNOLOGY |

Elektrische info

| | |
|-----------------------|--|
| KLASSE | III |
| DIM TYPE | afhankelijk van de te kiezen externe voeding |
| ENERGIE KLASSE | B |

Info lichtbron

| | |
|---------------------------------|---|
| LIGHTSOURCE NAME | LED |
| LICHTBRON | LED cluster 9,8-15,2W / CRI>80 (R9: 50) / 4000K / 1768-2596lm |
| TM-30-15 WAARDEN | Rf: 85 / Rg: 94 |
| SDCM | SDCM3 |
| RISK-GROEP | RG2 |
| LM80 | L90 > 60000 |
| LED TECHNIEK (LICHTBRON) | 2596lm // 15,2W // 171lm/W |
| LED TECHNIEK (TOESTEL) | 2266lm // 17W // 130lm/W |

Benodigdheden

INFORM POWER SUPPLY 17W

Voor gedetailleerde montage gegevens, consulteer de handleiding: [25523_XXX0_HAND.pdf](#)

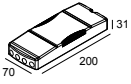
INFORM SQ F144-3 84067 W-W

25523 8420 W-W

VERVOLLEDIG UW SPECIFICATIE

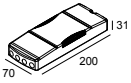
LED voedingen

#



25510 0375 INFORM POWER SUPPLY 17W DIM5

1



25510 0420 INFORM POWER SUPPLY 17W

1

Notes: